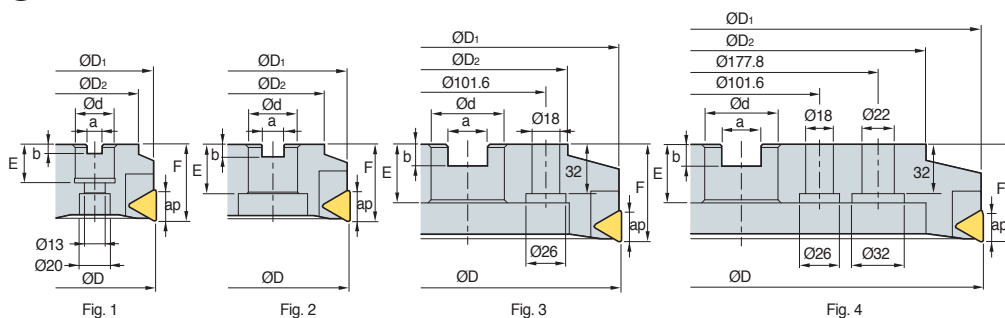



PPN(M)4000



| Designation | ØD | ØD1 | ØD2 | Ød | a | b | E | F | ap | kg | Fig. |
|----------------|-----|-----|-----|-------------|-------------|---------|---------|----|----|------|------|
| PPN 4080R/L | 80 | 79 | 57 | 25.4 (27) | 9.5 (12.4) | 6 (7) | 25 (22) | 50 | 18 | 1.3 | 1 |
| (PPNM) 4100R/L | 100 | 99 | 67 | 31.75 (32) | 12.7 (14.4) | 8 (8) | 32 (28) | 50 | 18 | 1.9 | 2 |
| 4125R/L | 125 | 124 | 87 | 38.1 (40) | 15.9 (16.4) | 10 (9) | 38 (30) | 63 | 18 | 3.5 | 2 |
| 4160R/L | 160 | 158 | 107 | 50.8 (40) | 19.0 (16.4) | 11 (9) | 38 (30) | 63 | 18 | 5.6 | 2 |
| 4200R/L | 200 | 198 | 130 | 47.625 (60) | 25.4 (25.7) | 14 (14) | 38 (38) | 63 | 18 | 8.1 | 3 |
| 4250R/L | 250 | 248 | 180 | 47.625 (60) | 25.4 (25.7) | 14 (14) | 38 (38) | 63 | 18 | 13.3 | 3 |
| 4315R/L | 315 | 313 | 240 | 47.625 (60) | 25.4 (25.7) | 14 (14) | 38 (38) | 63 | 18 | 21.4 | 4 |

() Metric size

Available inserts



| Designation | Cermet | | Coated | | | | | | Uncoated | | | page | | | | |
|------------------|--------|------|--------|--------|--------|--------|--------|--------|----------|--------|--------|------|--------|--------|-------|-----|
| | CN2000 | CN30 | NCM325 | NCM335 | NC5330 | NCM535 | NCM545 | PC3600 | PC3700 | PC6510 | PC9530 | | PC5300 | PC5400 | ST30A | G10 |
| TPCN 2204PDR | ● | ● | | | | | | | | | | | | ● | ● | |
| 2204PDR-G | | | | | | | | | | | | | | | | ● |
| 2204PDL | | | | | | | | | | | | | | | | ● |
| 2204PDSR | | | ● | | | | | | | | | | | | | |
| 2204PDTR | | | | | | | | | | | | | | | | E26 |
| 2204PDR-RH | | | | | | | | | | | | | | | | |
| 2204PDER-RH | | | | | | | | ● | | ● | | | | | | |
| 2204PDSR-RH | | | | | | | | ● | | ● | | | | | | |
| 2204PDR-S20 | | | | | | | | | | ● | | | | | | |
| TPKN 2204PDSR-MU | | | | | | | | ● | | | | | | | | E27 |
| 2204PDSR-SU | | | | | | | | ● | ● | | | | | ● | ● | |
| 2204PDSL-SU | | | | | | | | ● | | | | | | | | |
| TPKR 2204PDR-MX | | | ● | | | | | | | | | | | | | E27 |
| 2204PDSR-MX | | | ● | ● | | | | | | | | | | | | |
| 2204PPR-MX | | | | | | | | | | | | | | | | |

Available arbors

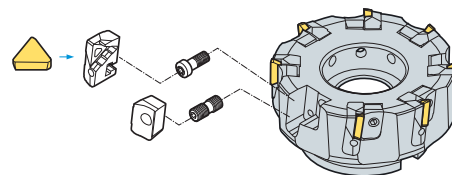
| Designation | General arbor | NC arbors | |
|----------------|-----------------------------------|---------------------|-------|
| | | PPN | PPNM |
| PPN 4080R/L | NT*□□ (MU)-FMA25.4-25 | BT**□□-FMA25.4-□□ | FMC27 |
| (PPNM) 4100R/L | NT*□□ (MU)-FMA31.75-□□ | BT**□□-FMA31.75-□□ | FMC32 |
| 4125R/L | NT*□□ (MU)-FMA38.1-□□ | BT**□□-FMA38.1-□□ | FMB40 |
| 4160R/L | NT*□□ (MU)-FMA50.8-□□ | BT**□□-FMA50.8-□□ | FMB40 |
| 4200R/L | NT*□□ (MU)-FMA47.625-25, KCP-8*** | BT**□□-FMA47.625-□□ | FMB60 |
| 4250R/L | NT*□□ (MU)-FMA47.625-25, KCP-8*** | BT**□□-FMA47.625-□□ | FMB60 |
| 4315R/L | KCP-8*** (Center ring plug) | | |

*□□-NT number **□□-BT number ***Over milling 5

Recommended cutting condition

| Workpiece | Cutting condition | | Grades |
|-----------|-------------------|-----------|---------------------------|
| | vc (m/min) | fz (mm/t) | |
| P | 190~320 | 0.05~0.20 | NCM325 PC3600 ST30A |
| | 161~270 | 0.05~0.20 | |
| | 80~140 | 0.05~0.20 | |
| M | 90~150 | 0.05~0.20 | PC9530 |
| K | 140~230 | 0.05~0.30 | PC6510 G10 |
| | 50~90 | 0.05~0.30 | |

Assembling



Parts

| Specification | Locator | Wedge | Wedge screw | Locator screw | Wrench |
|---------------|--------------------------|----------|-----------------------|---------------|--------|
| Ø80~Ø315 | LPPN4R/L LPPN4R1*/L1* | WPPN4R/L | DHA0821F DHA0817F* | LTX0514 | HW40 |

Available inserts E26, E27

Available arbors and bolt E400~E402

*: Ø80~Ø100